

AMP

Alternative
Maritime
Power System



PanAsia Group —

We are heading to the future
with eco-friendly solutions

WATER SOLUTIONS



Ballast Water Treatment System (UV type)



Measurement Control System



WTS for Exhaust Gas System (Chemical/ Membrane)

AIR SOLUTIONS



De-SOx System (Scrubber)



De-NOx System (SCR)



Engine Exhaust Recycling System (iCER)

ENERGY SOLUTIONS



Hydrogen Generation System



Carbon Capture and storage System(CCS/OCCS)



Fuel Supply System (LNG/Ammonia/Methanol)



Major Port AMP Installation and Regulation Status



NORTH AMERICA



Regulation Implementation

- January 1, 2021 New Regulation took effect
- December 1, 2022 Published Interim Evaluation Report
- **January 1, 2023** New requirements took effect for **container/reefer/cruise vessels**
- **January 1, 2025** New requirements take effect for **ro-ro and Southern California tanker terminals**
- **January 1, 2027** New requirement take effect for **Northern California tanker terminals**



EU



EU Commission proposes new guidelines for mandatory use of onshore power supplying by ships docked in the existing EU Directive (Directive 2014/94/EU) in October 2021 - **OPS will be established at TEN-T(Trans-European Transport Network) ports by end of 2025, Container Ships will be equipped with AMP facilities by January 2030.**



CHINA



The Air Pollution Prevention Act stipulates that new dock planning, design and construction should be equipped with an AMP system, already developed docks should be gradually converted into an AMP system, and ships entering the port should use AMP first.

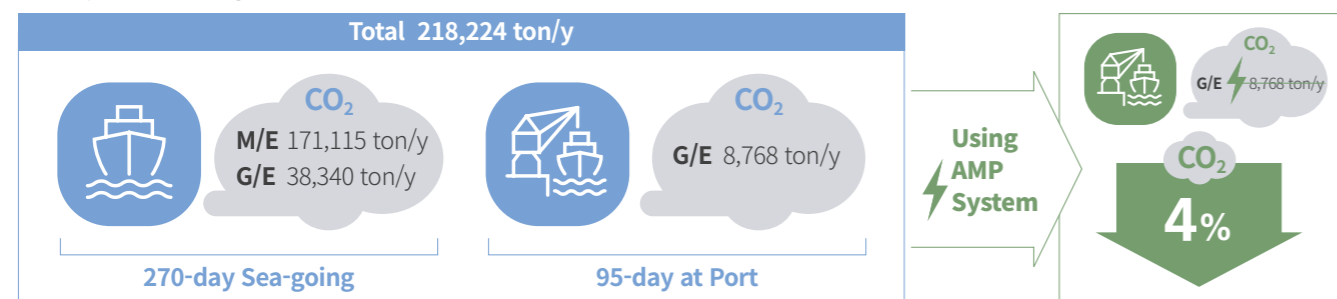
It is mandatory that the vessel installed AMP is called at the port which has onshore power supply system.

Source : GreenVoyage2050 OPS Workshop

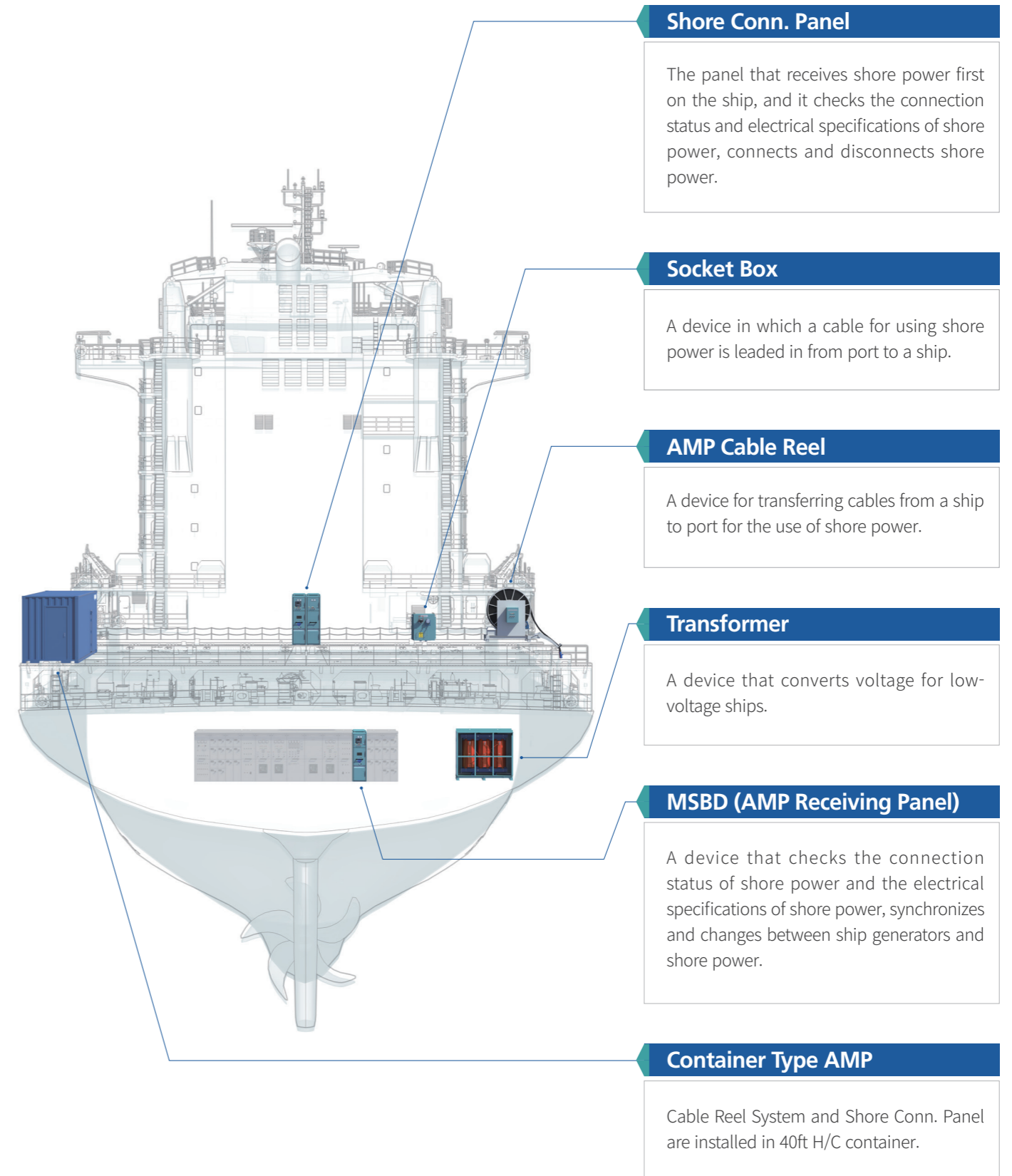
ADDITIONAL EFFECTIVENESS

*CII (Carbon Intensity Indicator) Regulatory aspects : Expected to reduce CO₂ emissions

Ex) 24,000 TEU simple calculation of CO₂ emissions

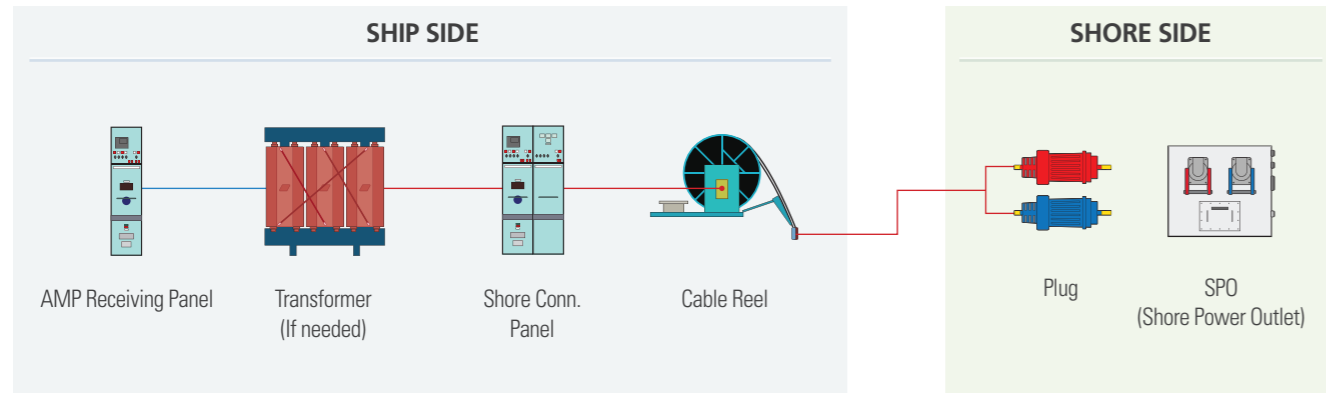


AMP System General Arrangement



AMP System Application

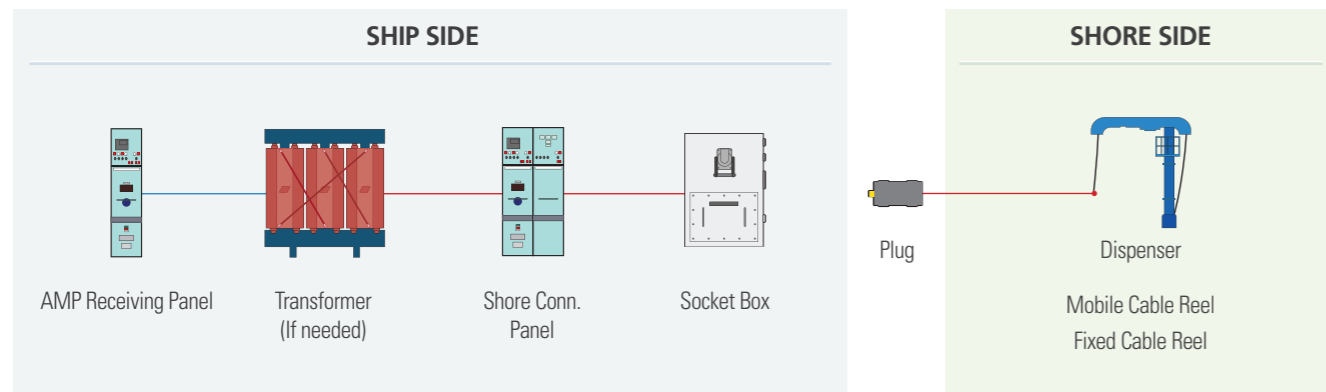
1. Fixed Cable Reel Type



Generally applied to Container vessel

- The AMP cable management system (Cable Reel) is located onboard ship.
- Two parallel cables with three pilot conductors each shall be used for HVSC systems up to a maximum power demand of 7.5 MVA.
- Nominal voltage : 6.6kV

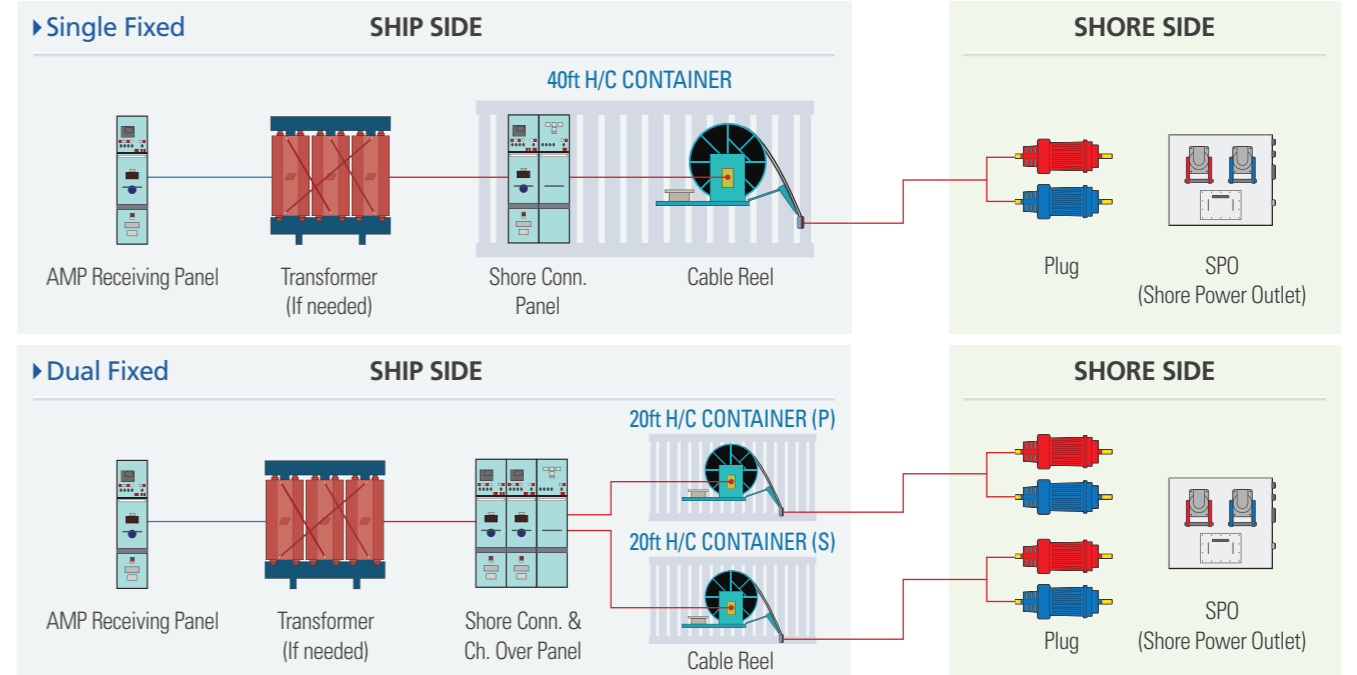
2. Socket Box Type



Generally applied to Ro-Ro, Tanker, LNGC, Cruise

- The AMP cable management system is located ashore.
- The number and specifications of AMP cable sockets shall be applied differently for each type of ship.
- In case of LNGC, means shall be provided to facilitate emergency physical disconnection of the HVSC cables in the event of ESD-2 (movement of the ship away from the dock) being detected.
- Nominal voltage : 6.6kV or 11kV

3. Fixed Container Type



Single Fixed

Generally applied to Container vessel

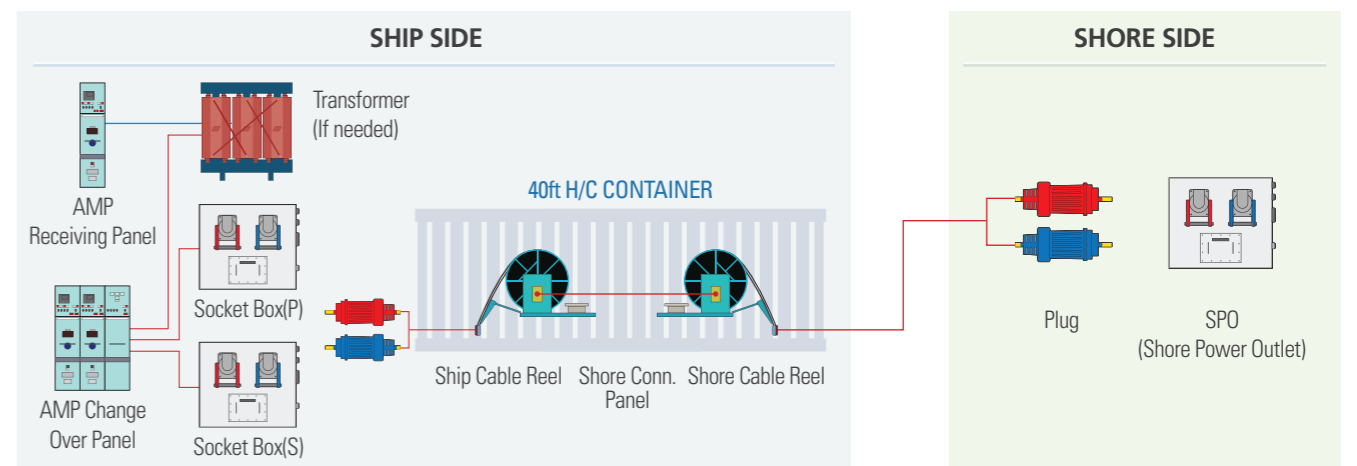
- The AMP cable management system (Cable Reel) and the Shore Connection Panels are installed in a 40ft H/C container which will be installed fixedly on the port or st'bd side of the ship.
- Two parallel cables with three pilot conductors each shall be used for HVSC systems up to a maximum power demand of 7.5 MVA.
- Nominal voltage : 6.6kV

Dual Fixed

Generally applied to Container vessel

- The AMP cable management system (Cable Reel) is installed in a 20ft H/C container which will be installed fixedly on both side of the ship.
- Two parallel cables with three pilot conductors each shall be used for HVSC systems up to a maximum power demand of 7.5 MVA.
- Nominal voltage : 6.6kV

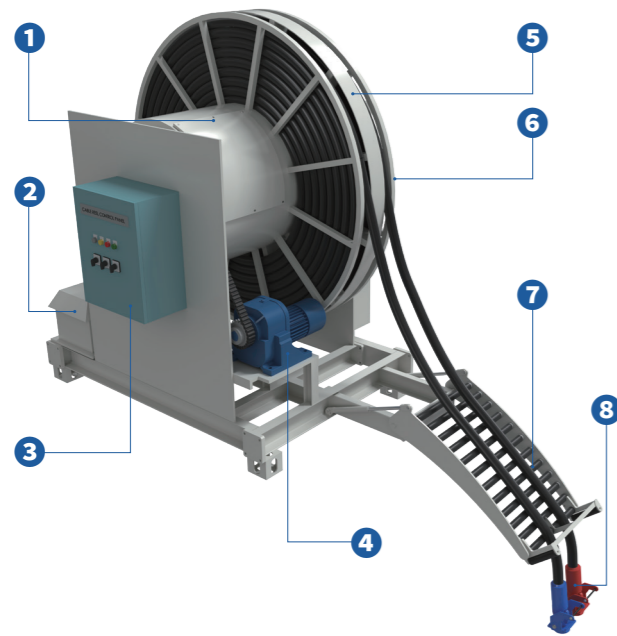
4. Movable Container Type



Generally applied to Container vessel

- The AMP cable management system (Shore Cable Reel and Ship Cable Reel) and the Shore Connection Panels are installed in a 40ft H/C container which will be located on the port or st'bd side of the ship as a movable type.
- Two parallel cables with three pilot conductors each shall be used for HVSC systems up to a maximum power demand of 7.5 MVA.
- Nominal voltage : 6.6kV

AMP Cable Reel (Cable Management System)



- 1 Slip Ring Case**
 - 6.6kV 800A x 4P + AC220V 20A x 8P
 - Material : Galvanized SS275
- 2 Resistor** • Galvanized SS275
- 3 Control Panel** • Galvanized SS275, IP56
- 4 Motor & Reducer** • AC440V, 3PH, 60Hz, 7.5kW x 6P
- 5 Cable Drum**
 - Ø 2440 (2 rows, 2 cables) based on winding length of 52m
 - Material : Galvanized SS275
- 6 Power Junction Box** • Galvanized SS275, IP56
- 7 Guide Roller** • Galvanized SS275, Hydraulic cylinder
- 8 Plug for AMP cable**

Specification	
Winding length	52m (45m+2 Dead turn)
Hoisting length	45m
Winding speed	max. 12m/min
Winding torque	600kg·m
Protection class	IP56
Painting color	MUNSELL No. 7.5BG 6/1.5, 175µm

Features	
• Encoder + inverter control enables more precise cable automatic tension control in real time.	
• No periodic replaceable parts for easy maintenance.	
• When adjusting the Torque value , it can be modified immediately through the Control panel HMI without the need for additional equipment.	



Shore Conn. Panel

Rated Voltage	7.2kV / 12kV
Rated Current	630~2000A
Rated Frequency	60Hz
Short-time Current R.M.S	25kA x 3s
Protection Degree	IP42



AMP Receiving Panel

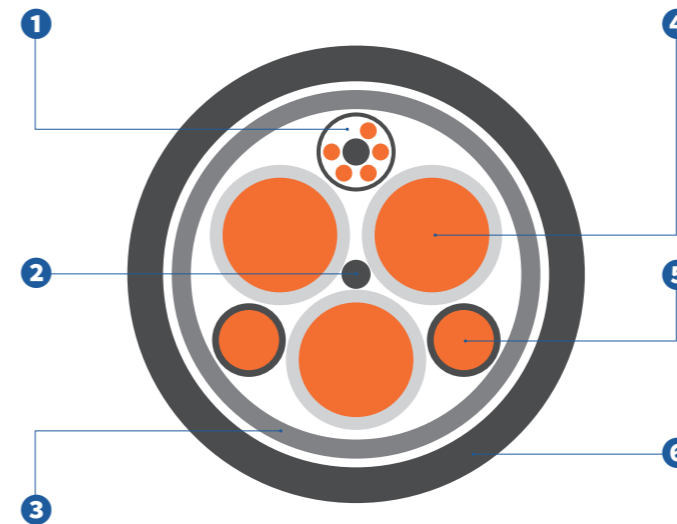
Rated Voltage	450V / 7.2kV
Rated Current	~6300A / ~2000A
Rated Frequency	50 or 60Hz
Protection Degree	IP42
Synchronization	Auto



Socket Box

Rated Voltage	7.2kV / 12kV
Rated Current	350A x 2, 350A x 3 / 500A x 1
Material	SUS316L
Space Heater	AC220V, 200W
Protection Degree	IP56
Weight	Approx. 250kg


AMP Cable (6/10kV)



- 1 Pilot element cores (5x2.5mm²)**
 - Conductor : Tinned copper wire (Class 5)
- 2 Center filler**
 - Semi-conductive strength filler core
- 3 Inner sheath**
 - Thermoplastic compound
- 4 Power cores (3x185mm²)**
 - Conductor : Tinned copper wire (Class 5)
- 5 Grounding cores (2x50mm²)**
 - Conductor : Tinned copper wire (Class 5)
- 6 Outer sheath**
 - Thermoplastic polyurethane (TPU)

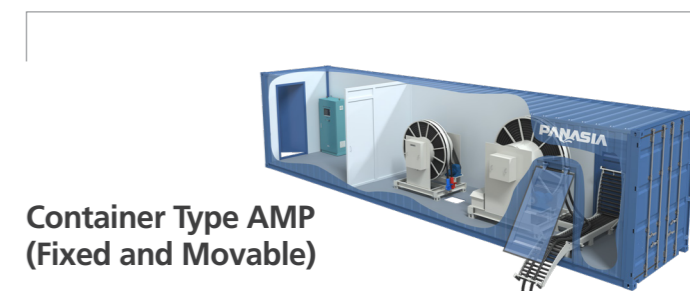
Characteristic	
Working voltage	6/10(12)kV
Temp.range	-40~80
Resistant	oil, sea air & sea water, UV and Ozone, non-hygroscopic
Overall diameter(max.) & weight	73.0mm, 9.626kg/m
Tensile stress(N)	11,100

Features	
• It has resistance to sea air and sea water , which are difficult to confirm in other company specifications, which increases the life expectancy of AMP cable, which requires resistance to the external environment.	
• AMP Cable tensile strength is 11,100N , about 1,000~2,000N higher than other companies, and a more stable relaxation system can be implemented.	
• Use TPU (Thermoplastic Polyurethane) for AMP cable outer sheath material , which is twice as long as other rubber products. (assuming the same usage environment)	



Transformer

Rated Voltage	6.6kV or 11kV / 440V
Rated Power	Customizable
Insulation Class	F
Space Heater	AC220V, 100W
Protection Degree	IP23
Winding Material	AL



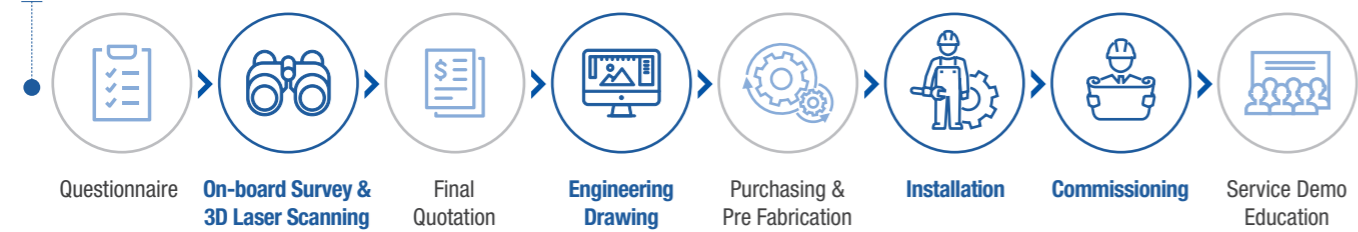
Container Type AMP (Fixed and Movable)

Container	20ft H/C, 40ft H/C
Component	<ul style="list-style-type: none"> <li style="width: 50%;">• Shore cable reel <li style="width: 50%;">• Ship cable reel <li style="width: 50%;">• Shore connection panel <li style="width: 50%;">• Reel control panel <li style="width: 50%;">• Elec Horn with lamp etc.
Certification	CSC (International Convention for Safe Containers)




Retrofit Process

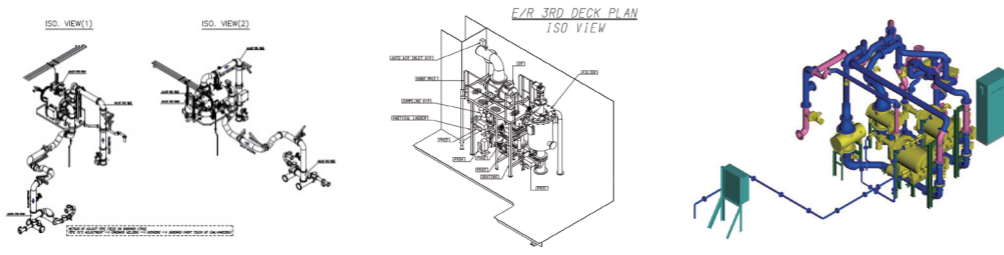
Contract



On-board Survey & 3D Laser Scanning



Engineering Drawing



Installation



Commissioning



PANASIA Group Global Network

47 Global Service Networks in 37 Countries



PANASIA Headquarter

55, Mieumsandan 3-ro,
Gangseo-gu, Busan,
South Korea (46744)

T +82-51-831-1010
F +82-51-831-1399
E panasia@worldpanasia.com
Contact. Mr. Justin Bae

PANASIA EM

98, Mieumkukjae 3ro,
Gangseo, Busan,
Korea(46747)

T +82-70-4860-8075
F +82-70-4860-7984
E sh.han@worldpanasiaem.com
Contact. Mr. James Han

PANASIA CHINA Corp.

RM C-205, No.2080-50,
Lianhua Rd, Shanghai,
China (201103)

T +86-21-6235-1601~3
E china@worldpanasia.com
Contact. Mr. Luis Kim

PANASIA JAPAN Corp.

NO.600, Osaka Ekimae
Dai.3 Building 6F, 1-1-3,
Umeda, Kita-ku, Osaka,
Japan (530-0001)

T +81-6-4795-8748
E japan@worldpanasia.com
Contact. Mr. Allen Jung

PANASIA EUROPE B.V.

Rivium 3e Straat 25a, 2909
LH, Capelle aan den IJssel,
Netherlands

T +31-10-79-53-005
E europe@worldpanasia.com
Contact. Mr. Brian Kwak

EUROPE

- ESTONIA
- CROATIA
- CYPRUS
- DENMARK
- GERMANY
- GREECE
- ITALY
- NETHERLANDS
- NORWAY
- ROMANIA
- TURKEY
- UK
- POLAND
- RUSSIA
- KALININGRAD

ASIA

- KOREA
- JAPAN
- MALAYSIA
- SINGAPORE
- VIETNAM
- INDONESIA
- INDIA
- THAILAND
- TAIWAN
- BANGLADESH

AMERICA

- ARGENTINA
- BRAZIL
- ECUADOR
- PANAMA
- VENEZUELA
- U.S.A
- CHILE

MIDDLE EAST

- U.A.E
- OMAN
- QATAR



98, Mieumkukjae 3ro, Gangseo, Busan, 46747, Korea
TEL: +82-70-4860-8075 FAX : +82-70-4860-7984
E-mail : sh.han@worldpanasiaem.com

HEAD OFFICE & FACTORY

55, Mieumsandan3-ro, Gangseo-gu, Busan, 46744, Korea
TEL: +82-51-831-1010 FAX: +82-51-831-1399
www.worldpanasia.com E-mail: marketing@worldpanasia.com

CHINA CORPORATION

RM C-205, No.2080-50, Lianhua Rd, Shanghai, China / Post Code : 201103
TEL: +86-21-6235-1601~3 E-mail: china@worldpanasia.com

JAPAN CORPORATION

No.600, Osaka Ekimae Dai.3 Building 6F, 1-1-3, Umeda, Kita-ku, Osaka, Japan / Post Code : 530-0001
TEL: +81-6-4795-8748 E-mail: japan@worldpanasia.com

EUROPE B.V.

Rivium 3e Straat 25a, 2909 LH Capelle aan den IJssel, Netherlands
TEL: +31-10-79-53-005 E-mail: europe@worldpanasia.com



To reflect PANASIA's corporate philosophy of seeking eco-friendly and sustainable value,
this booklet was printed with naturally biodegradable soy ink that makes paper recycling easier.

26th Aug. 2024