

# MRO Service

PANASIA's Maintenance,  
Repair and Operations  
Service

# MRO SERVICE



**HEAD OFFICE & FACTORY** 55, Mieumsandan3-ro, Gangseo-gu, Busan, 46744, Korea  
TEL: +82-51-831-1010 FAX: +82-51-831-1399  
www.worldpanasia.com E-mail: marketing@worldpanasia.com

**CHINA CORPORATION** RM C-205, No.2080-50, Lianhua Rd, Shanghai, China / Post Code: 201103  
TEL: +86-21-6235-1601~3 E-mail: china@worldpanasia.com

**JAPAN CORPORATION** No.600, Osaka Ekimae Dai.3 Building 6F, 1-1-3, Umeda, Kita-ku, Osaka,  
Japan / Post Code: 530-0001  
TEL: +81-6-4795-8748 E-mail: japan@worldpanasia.com

**EUROPE B.V.** Rivium 3e Straat 25a, 2909 LH Capelle aan den IJssel, Netherlands  
TEL: +31-10-79-53-005 E-mail: europe@worldpanasia.com

**PANASIA EM** 98, Mieumkukjae 3ro, Gangseo, Busan, 46747, Korea  
TEL: +82-70-4860-8075 FAX: +82-70-4860-7984  
E-mail: sh.han@worldpanasiaem.com



To reflect PANASIA's corporate philosophy of seeking eco-friendly and sustainable value,  
this booklet was printed with naturally biodegradable soy ink that makes paper recycling easier.



## WATER SOLUTIONS



Ballast Water Treatment System (UV type)



Measurement Control System



WTS for Exhaust Gas System (Chemical / Membrane)

## AIR SOLUTIONS



De-SOx System (Scrubber)



De-NOx System (SCR)



Engine Exhaust Recycling System (iCER)

## ENERGY SOLUTIONS



Hydrogen Generation System



Carbon Capture and storage System(CCS/OCCS)



Fuel Supply System (LNG/Ammonia/Methanol)



Alternative Maritime Power System

## Panasia Group

We are heading to the future with eco-friendly solutions

- 04 Regulation Status
- 06 PANASIA MRO Service
- 08 MRO Basic
- 16 MRO Plus
- 18 MRO Premium

PANASIA Headquarter & 1st Factory




PANASIA 2nd Factory




PANASIA 3rd Factory



PANASIA CHINA Corp.



PANASIA JAPAN Corp.



PANASIA EUROPE B.V.



PANASIA EM



# Regulation Status

## BWTS Regulation

### 2013 VGP

#### 2.2.3.5.1.1.3 Ballast Water monitoring equipment calibration

Most ballast water treatment systems have control and self diagnostic equipment such as sensors that continuously measure treatment parameters to verify performance. The metrics to be monitored are based on common approaches used in ballast water treatment systems. As new approaches become commonly available, EPA will develop new monitoring parameters as appropriate.

**At a minimum, all applicable sensors and other equipment must be calibrated annually.** Additionally, all applicable sensors and other control equipment must be calibrated no less frequently than recommended by the sensor or other equipment manufacturer, or by the ballast water treatment system manufacturer or when warranted based on device drift from a standard or calibrated setting.

*Final 2013 VGP*  
Most ballast water treatment systems have control and self diagnostic equipment such as sensors that continuously measure treatment parameters to verify performance. The metrics to be monitored are based on common approaches used in ballast water treatment systems. As new approaches become commonly available, EPA will develop new monitoring parameters as appropriate.


**2.2.3.5.1.1.3 Ballast Water monitoring equipment calibration**  
At a minimum, all applicable sensors and other equipment must be calibrated annually. Additionally, all applicable sensors and other control equipment must be calibrated no less frequently than recommended by the sensor or other equipment manufacturer, or by the ballast water treatment system manufacturer or when warranted based on device drift from a standard or calibrated setting. EPA expects many sensor types (e.g., pH probes, TDO sensors, turbidity sensors) will need to be calibrated on a more frequent basis. Calibration of the sensors and equipment can be conducted on-board the vessel or they can be removed and shipped to the manufacturer or other vendor for calibration. During the period when the sensors are not installed (or otherwise inoperable thus significantly compromising the performance of the ballast water treatment system), the vessel must not discharge ballast water.

**2.2.3.5.1.1.4 Effluent Biological Organism Monitoring**  
Once a ballast water treatment system is required to be installed onboard a vessel (see part 2.2.3.5.2 for applicability and timeframe for installation of such vessels), any ballast water discharges from such vessels will be subject to the effluent limitations in Part 2.2.3.5 of this part. To ascertain compliance with the effluent limitations in that section, EPA is establishing the following biological indicator compliance monitoring. These samples can be taken by collecting a small volume sample from the ballast water discharge (consistent with the sampling guidance found in EPA's Generic Protocol for the Verification of Ballast Water Treatment Technology) and analyzing the sample for concentrations of certain biological indicator parameters. Analysis of concentrations of indicator organisms must include monitoring for the parameters in Table 2 below utilizing the methods in that table, or other EPA Part 136 methods as applicable.

Table 2: Indicator Organism Monitoring Parameters

Measurement	Instrument or Analytic	EPA Method	Standard Method	ASTM	ISO	Other
Total Phosphorus	Flow units	SM 9215	SM 9215	ASTM D5162	ISO 4221:1999	-
Ammonia	Flow units	EPA Method 110.0	APHA 1829B	ASTM D5162-08	ISO 15000	Collin*
Ammonia	Flow units	EPA Method 110.0	APHA 1829B	ASTM D5162-08	ISO 15000	Emmett*

\*Collin and Emmett must be conducted on devices for which



## GloEn-Patrol™ Instruction Manual

Technology	Measurement	Monitoring Sensor or Equipment	Data Recording	Calibration	Service on-board	Time interval	Option
Filtration	Flow rate	Flow meter	"Flow rate" on graphic panel	Required	N/A	1 year	Third parties
	Pressure differential	Pressure transmitter	"Inlet and differential pressure" on graphic panel	Required	Available	1 year	Pressure calibrator
	Back-flushing frequency	Motor and limit switch	Operating Log message: #00 Filter cycle finished	N/A	-	-	-
UV unit	Power consumption, voltage and current	A tester (multi meter) and clamp meter (not included in GloEn-Patrol)	UV power monitoring method	N/A	-	-	-
	Lamp status and age	N/A	"UV lamp on time" on system status screen of graphic panel	N/A	-	-	-
	UV Intensity	UV intensity sensor	Manual logging (Calculation Required)	Required	Available	1 year	Intensity calibrator
	Transmittance	Portable meter (UV Transmittance)	Manual logging	N/A	Available	-	Portable UV transmittance meter
	Flow rate	Flow meter	"Flow rate" on graphic panel	Required	N/A	1 year	Third parties
	Temperature	Temperature transmitter	N/A	Required	Available	1 year	Temperature calibrator

**NOTE:** According to the VGP 2013 regulations, calibration should be conducted once a year. So if compliance with VGP 2013 regulations is not required, there is no need to do calibration once a year.

## SCRUBBER Regulation

### MEPC. 340(77)

#### 8. Onboard Monitoring Manual (OMM)

8.1 An OMM should be prepared to cover each EGCS installed in conjunction with a fuel oil combustion unit, which should be identified, for which compliance is to be demonstrated.


#### 8.2 The OMM should, as a minimum, include:

...  
**5. the zero and span check procedures of the exhaust gas analysers and calibration of washwater, discharge water and inlet water analysers together with reference materials to be used and the required frequency of those checks;**

10.2 Discharge water monitoring  
10.2.2 The permissible deviations of the discharge water monitoring equipment should not exceed the following:

- pH 0.2 pH units
- PAH 5% of nominal standard test concentration used. That nominal concentration value should be not less than 80% of the scale range used.
- Turbidity 2 FNU or NTU

**Calibration intervals should be such that the above performance requirements are met. Calibration and calibration checks should be done according to the manufacturer's specification.**



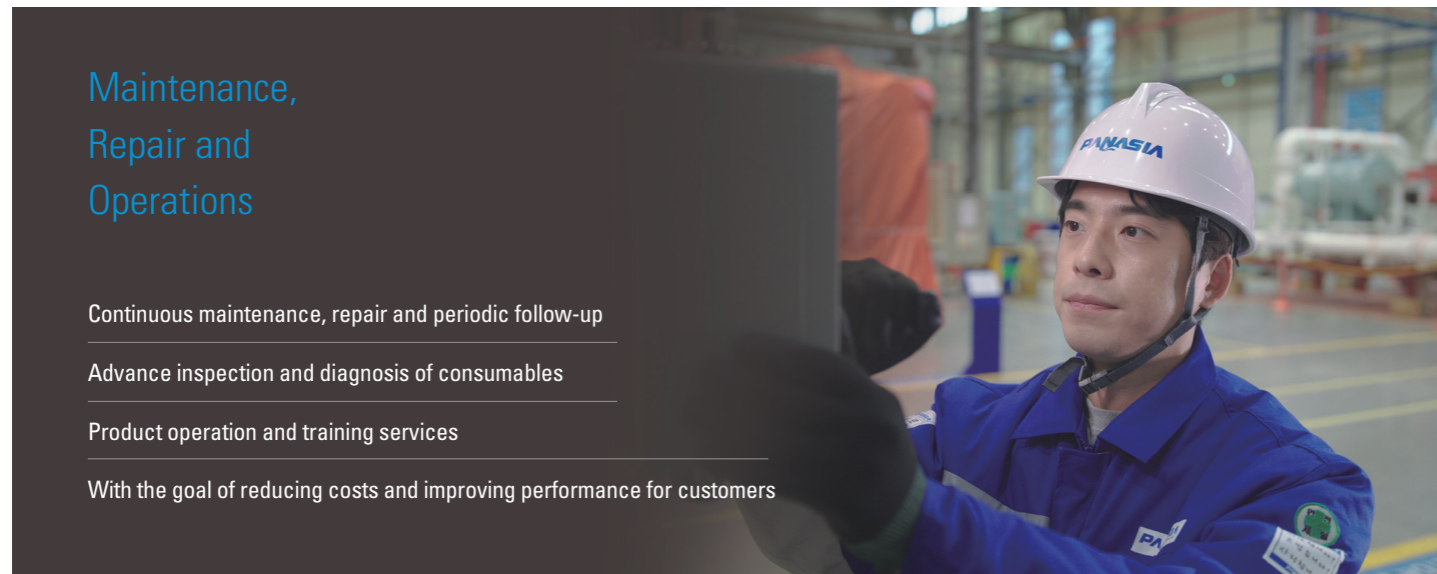
## PaSOx™ smart Onboard Monitoring Manual

### 3.3 Maintenance

Description	Weekly	Monthly	Yearly	Every 2years	Remark
Visual Check for sensors	●				
Check the flow rate	●				
Sensor Cleaning		●			
Calibration of PH sensor		● (3Months)			*Replacement Six-Monthly
Calibration of PAH sensor			●		Replacement Ten-yearly
Calibration of Turbidity sensor			●		Replacement Five-yearly
Air purging cleaning					When required
Cleanig of Deaerator			●		When required

\*pH sensors can be used once calibration with buffer solutions (pH 4 and 7) is complete.

# PANASIA MRO Service



## Maintenance, Repair and Operations

Continuous maintenance, repair and periodic follow-up

Advance inspection and diagnosis of consumables

Product operation and training services

With the goal of reducing costs and improving performance for customers

### Key Benefits



Easy & convenient management



Cost savings of preventive care



Safe navigation



Risk management with skilled experts

At PANASIA, we provide a smart service solution that allows us to treat customer satisfaction as a top priority, instead of just selling products. We offer unique services aimed at increasing customer convenience, from the MRO service for the maintenance, repair and efficient operations of products to our retrofit service using our advanced technology.

### Service Areas



### Global Network

47 Global Service Networks in  
37 Countries

No matter where you or your ship are located, our team can efficiently and effectively meet your needs. Through our worldwide MRO network, you get responsive local customer support, a global network of service for repair facilities and innovative online management solutions.

# MRO Service Feature Matrix

Choose a package to fit your needs.

Category	Basic	Plus	Premium
Sensor Calibration	●	●	●
Condition Audit	●	●	●
Service Kits	●	●	●
Onboard Training	●	●	●
Software for Crew Training	●	●	●
Service Report	●	●	●
<b>Pan-MSCS™</b> - Vessel Monitoring - Product Diagnostics - Spare part - PSC Response	●	●	●
Added Maintenance Task <sup>1)</sup>		●	●
<b>Pan-Hawk™</b> Remote Trouble Shooting System <sup>2)</sup>			●

#### 1) Added Maintenance Task

Detailed maintenance task list for each product (Scrubber, BWTS) can be found on the Page 16-17.

#### 2) Remote Trouble Shooting System

Detailed information can be found on the Page 18-19.



### Note

#### Extra maintenance job

If any defects or malfunctions are found during inspection, PANASIA will provide a detailed report and action plan.

#### Periodic consumable item list

PANASIA will provide long-term consumable spare list. (2yearly ~ 10 yearly : GMS / FLOW METER / VFD / WMS / EHS ACTUATOR / ETC)

# MRO Basic

This is the basic service provided when using Panasia's MRO service. Through PANASIA's MRO service, our engineers visit your ships periodically to perform checkups on the delivered products and proactively diagnose any potential issues in need of further inspection. Also, following the inspection, prepare for a report that contains any information and solutions you may need to ensure efficiency in your operations.



## Sensor Calibration

The sensors installed on the ship need to be calibrated and replaced regularly **every 2 years**. PANASIA helps to implement the schedule by providing suitable calibration and replacement solution for the sensors so the operators can concentrate on the safe ship operation sorely.



### PaSOx™ smart

- Water Monitoring System

### GloEn-Patrol™

- UV Intensity sensor
- Pressure Transmitter
- Temperature Transmitter

## Condition Audit

PANASIA helps the ship crew to continue operating in normal condition by grasping future problems in advance through preventive check-ups and condition inspection activities.



## Service Kits PaSOx™ smart

Providing free service kits worths **USD 4,000**

Price: ~~USD 4,000~~ 0

### Service Kits List


 RELAY + SOCKET FOR MCP	 LIMIT SWITCH	 LIMIT SWITCH	 CONTROL MODULE (CM4)
 VALVE FOR GMS SAMPLING PUMP	 GMS SEPARATOR FILTER	 GMS PRIMARY FILTER	 DIAPHRAGM FOR GMS SAMPLING PUMP
 WMS SAMPLING PUMP	 CERAMIC FILTER	 LEVEL3000 PRESSURE TRANSMITTER	 LEVEL3000 PRESSURE TRANSMITTER

# MRO Basic

## Crew Training Programs



### Contents



#### GloEn-Patrol™ Learning Program Contents

Chapter	Contents
1	Introduction of GloEn-Patrol™ system
2	Major system component
3	Standard operating procedures
4	Health and safety issue
5	Installation requirement
6	Maintenance requirement
7	Troubleshooting for Filter unit
8	Troubleshooting for UV unit
9	Troubleshooting for other components

#### PaSOx™ smart Learning Program Contents

Chapter	Contents
1	Understanding PaSOx™ scrubber system
2	Standard operating procedures
3	Compliance issues
4	Installation requirement
5	Maintenance requirement
6	Troubleshooting for the system/unit
7	Troubleshooting for the component/device

### Onboard Training

After regular crew changes, it takes a long time for the system operators to adapt to the various equipment installed on the ship. Therefore, PANASIA provides customized operation training for sailors and conducts detailed and professional training through direct action learning.



### Software for Crew Training

PANASIA MRO Service offers free product training programs that can be accessed anytime, anywhere. Each of these program worths **USD 1,200**. The training program is also beneficial in cases where an inspection of the crew's familiarity with safe equipment operation is required. PANASIA's training program service is available both online and offline. You can also watch videos and try running the product offline using a tablet PC or laptop. Our training program includes product descriptions, operating instructions, maintenance and troubleshooting, and other details to allow you to operate your product professionally.



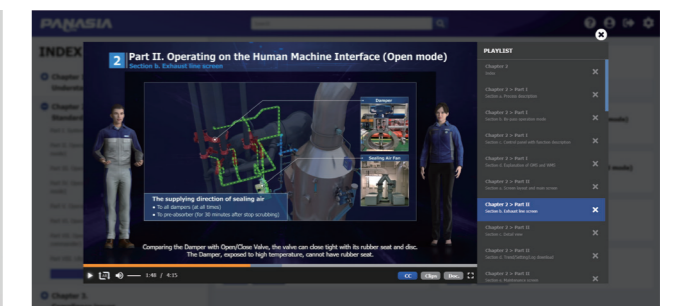
※ Available for individual purchase

#### CBT (Computer Based Training Program)



Price: ~~USD 1,200~~ → 0

#### IBT (Internet Based Training Program)



Price: ~~USD 1,200~~ → 0

# MRO Basic

## Crew Training Software Preview

Experience each training program and access the website by scanning the QR code as below to proceed with PANASIA's IBT program.



After scanning the QR code and closing the login window that pops up, you can experience Part 1 of Chapter 1.




After scanning the QR code and closing the login window that pops up, you can experience Part 1 of Chapter 1.

### Training Certification

#### Get ready for your vessel inspection

Complete self-assessment questions evaluating your own learning progress and outcomes every chapter, you can receive PANASIA Type-specific training certification in IBT (Internet Based Training Program).

### Certification of PANASIA IBT



### Training Program (CBT / IBT)

Equipment	Training Course	Price Policy		Account Validity	Remark
		Account order less than 10	Account order 10 or more		
SCRUBBER	CBT	\$ 1,200	\$ 1,000	1 year	Issue certificate per account
	IBT	\$ 1,200	\$ 1,000		
BWTS	CBT	\$ 1,200	\$ 1,000		
	IBT	\$ 1,200	\$ 1,000		

- CBT: Computer Based Training Program (generally for a vessel without internet connection)
- IBT: Internet Based Training Program (either for a vessel or office with internet connection)

### Service Report

PANASIA provides 2 types of reports after the MRO work.

**Summary report, Preventive check up list report**, reviewed by PANASIA headquarter, will be provided within two weeks. This makes it easy to understand the operating status of the equipment at a glance. It becomes easy to follow-up management by reporting the necessary measures when diagnosing a fault.

### Report Preview

#### Summary Report

##### Scrubber Report

02.APR.2024 ~ 03.APR.2024

Owner	Ship name	Ship type	Delivery date	EQ. type	Status
MSC	MSC SONIA	14K TEU CNTR	14.NOV.2020	I type / Hybrid	Connected

##### 2. Compliance Monitoring

##### 3. Alarm list

No.	Alarm
1	#3 ESC GMS LOW FLOW
2	#3 ESC GAS INLET TEMP. HI

##### 4. Outstanding

No.	Check point	Remark
1	MAIN GMS - CO2 0%	Refer to Instruction 1-1
2	AUX1 GMS - SO2 999.9ppm, 66.5%	Refer to Instruction 1-2
3	IN & OUT WMS flow low	Refer to Instruction 2-1

##### 5. Spare

No.	Item	Qty	Quotation(EA)
1	DVI	1	USD 100
2	GMS SPS DIAPHRAGM	2	USD 50
3	WMS SAMPLING PUMP	1	USD 150

PANASIA MRO@worldpanasia.com

#### Preventive Check up List Report

### MRO Onboard Procedure

De-SOx SYSTEM

## PaSOx™ smart v2.0

Preventive Check Up list

Open Mode

PANASIA

##### 1. Gas Monitoring System

No.	Item	Check point	Remark	Unit
1	Gas Analyzer	1) Error code 2) Zero / Span Calibration		
2	Smart display	1) Zero / Span Calibration 2) Manual printing		
3	Sol Valve	1) SPT, 2, 3, 4 Leakage check 2) Operation check		
4	SO2	1) Temp. check and Adjustment 2) Operation check	Setting temp. 2~15 °C	
5	Sampling pump	1) Leakage & operation check 2) Check Discharge and clean valve	If needed, cleaning it by Service air	
6	PHO	1) Operation check		
7	Drain pump	1) Leakage & components check 2) Operation check		
8	SPT / PPT	1) Leakage & Operation check 2) Filter Condition check	If needed, change the filter	
9	FM1 / FM2	1) Operation check and flow setting	FM1 = 1 Stroke FM2 = 0.5 Stroke	
10	Gas probe	1) Check gas probe & check the condition	PHI more than 6 bar	
11	Air regulator / Filter gel / Paper inside	1) Visual & operation check & leakage check 2) Take connector condition & leakage check	PH2 more than 6 bar	
12	NO / Mixed gas	1) Check the remain quantity before to connect when almost empty		
13	Probe temp. / Haze temp.	1) Temp. check	140~150 °C	
14	Air conditioner	1) Normal operation check 2) CONTROLLER working check	Temp. set	
15	Line insulation	1) Line insulation check		
16	PHO/SL	1) Leak damage check and clean up inside		

Check SO2 / CO2 ration reading check in Scrubber running condition

Take a picture Before & After of Maintenance

#### Contents

- General Vessel Information
- Compliance Monitoring(Gas, Water)
- Alarm List
- Outstanding Check Point
- Spare
- Comments

#### Contents

- Gas Monitoring System
- Water Monitoring System
- Pump (Sea Water, Wash Water, Dosing Pump, Circulation, etc)
- VFD
- EHS Valve, Damper
- Sealing Air Fan
- Pressure, Temperature, Gas Pressure, Flowmeter
- Inside of the Scrubber Unit including Gas / Water Piping Lines
- MCP (Log Data & GPS Position Check)
- Each Mode Operation

# MRO Basic

## MSCS

### Pan-MSCS™

Pan-MSCS™ is a Marine Satellite Control System that manages PANASIA products, including BWTS and SOx scrubbers. It collects data via satellite and provides various maintenance services on the web based on the collected data. With tailored ICT services enabling real-time management of product status, it helps customers operate vessels more efficiently, leading the way in fostering a smart ship ecosystem. Providing MSCS service worths USD 2,500

Price: ~~USD 2,500~~ → 0



### Benefits

#### Vessel Monitoring

Monitor connected product status and real-time data.



#### Product Diagnostics

Diagnose product status and provide instructions for your product



#### Spare Part

Receive notification of spare part changes based on big data analysis.



#### PSC Response

Access Portal State Control(PSC) reports from any location where the service is connected.



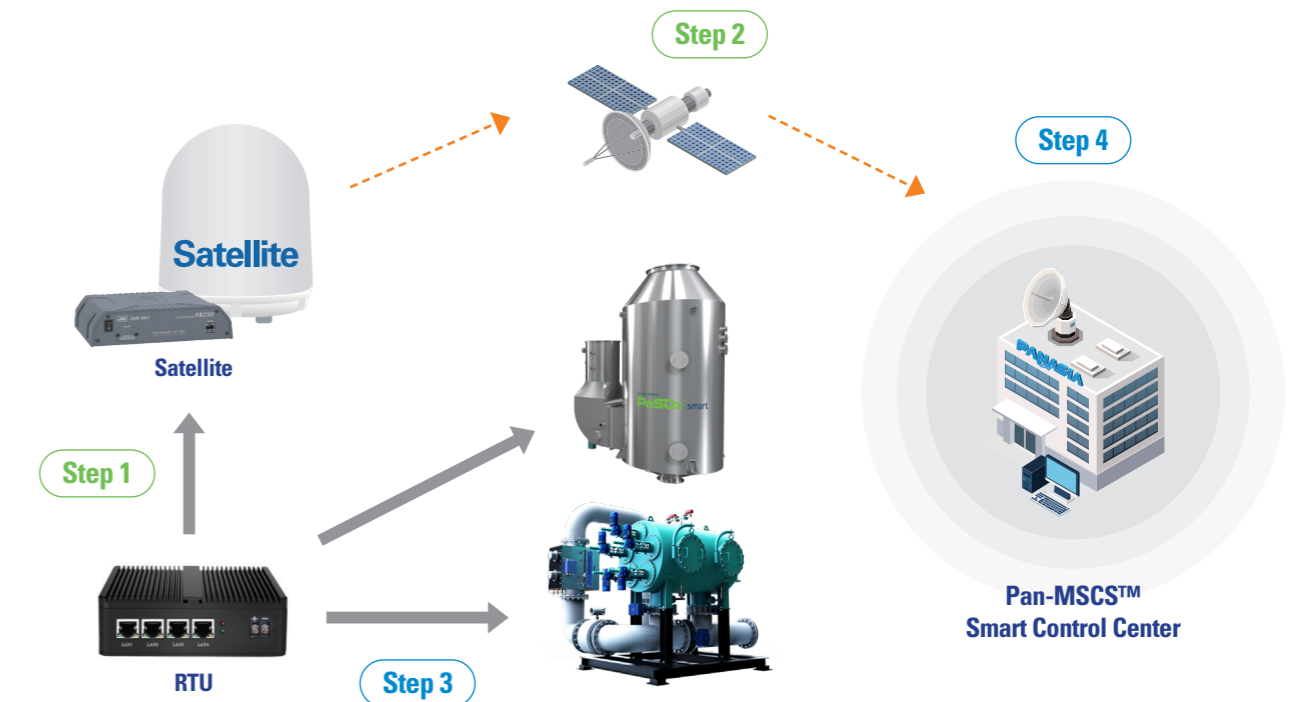
### Satellite data usage (Expected)

Type	Min 5 min cycle)	Max (1 min cycle)
Scrubber (Open mode)	7MB	50MB
Scrubber (Close mode)	15MB	100MB
BWMS	3MB	20MB

- Event data (Alarm, operation) is collected every time and included in the figures in the table above.  
- We can control satellite data usage by changing the RTU's data collection cycle.

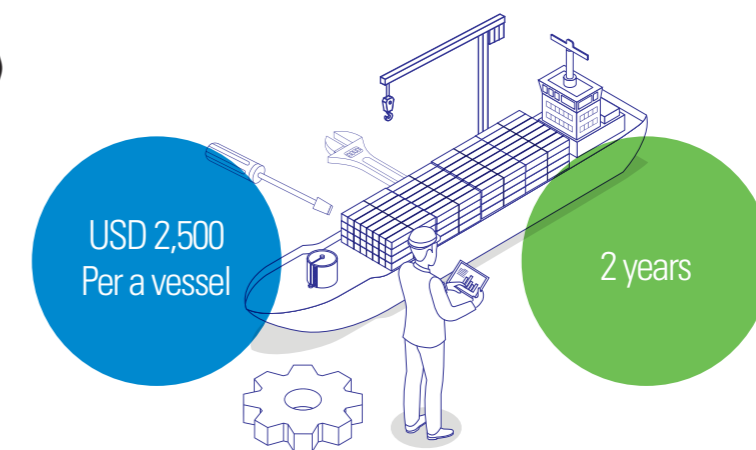
### Procedures for system building

Ship owner Wired connection  
PANASIA Satellite communication



Step 1	Step 2	Step 3	Step 4
<b>Ship owner</b> - Connect the ship's satellite system to the main control panel (BWTS/EGCS) using a LAN cable - Specification of cable : STP Cat.5 or higher with RJ45 connector	<b>Ship owner</b> Modify satellite configuration by satellite service provider	<b>PANASIA</b> - Install the RTU near the BWTS, SCRUBBER system ( 133(W) x 125(D) x 40(H) (mm) / DC-24V / <10Watts ) - Check satellite communications	<b>PANASIA</b> Register a ship owner or vessel in Pan-MSCS™

### Price (Unit : Dollar)





## MRO Basic

## + Added Maintenance Task

- Inspection of Scrubber inside / Scrubber body (Outside of insulation) / Panel cable status
- Inspection of EHS actuator and function test / Level switch and function test / VFD and cleaning of main cooler, Heat SINC, Filters

### Scrubber - Maintenance Task List By Period (In port)

Item	Category	Sub Category	3 month	6 month	9 month	12 month	Maintenance description
SCRUBBER Unit	Demister	Inspection	●	●			3 month : Check the bolt/nut for tightness 6 month : cleaning by dismantling
		Mesh guide	●				3 month : visual inspection(pin hole on welding point)
	Pre-absorber	N <sub>3</sub> nozzle	●	●			3 month : cleaning of filed soot scale 6 month : visual inspection(pin hole on welding point)
		PV-001 piping leakage	●	●			3 month : cleaning of filed soot scale 6 month : visual check(pin hole on welding point)
		Pin hole(welding point)		●			6 month : visual inspection(pin hole on welding point)
		Crack of material				●	12 month : visual inspection(pin hole on welding point)
	Absorber	Spray nozzle(blockage)		●			6 month : visual inspection(nozzle inside)
		Pin hole(welding point)		●			6 month : visual inspection(pin hole on welding point)
		Crack of material				●	12 month : visual inspection(pin hole on welding point)
	Piping	GRE	Overboard line	●			
Steel and SUS S.W supply line		Each piping	●				3 month : visual inspection of damage and leakage
Expansion Joint	Absorber	Top	●				3 month : visual inspection of damage and leakage
		Bottom	●				3 month : visual inspection of damage and leakage
Expansion Joint	Pre-absorber	Top	●				3 month : visual inspection of damage and leakage
Expansion Joint	Pre-absorber	Bottom	●				3 month : visual inspection of damage and leakage
Panel	MCP	Cable	●				3 month : inspection of insulation and connection status
		Cleaning panel inside		●			6 month : cleaning of dust and foreign material
		Temperature check	●				3 month : visual inspection of heat damage
	RCP	Fan					3 month : cleaning and operation status
		Cable	●				3 month : inspection of insulation and connection status
		Cleaning panel inside		●			6 month : cleaning of dust and foreign material
Panel	Sealing air fan starter A	Temperature check	●				3 month : visual inspection of heat damage
		Cable insulation	●				3 month : inspection of insulation and connection status
	Sealing air fan starter B	EOCR test		●			6 month : parameter setting, function test
		Cable insulation	●				3 month : inspection of insulation and connection status
Panel	Sealing air fan starter B	EOCR test		●			6 month : parameter setting, function test
		Cable insulation	●				3 month : inspection of insulation and connection status

Item	Category	Sub Category	3 month	6 month	9 month	12 month	Maintenance description
Panel	VFD	Periodic consumable Item management		●		●	6 month : heat sink cleaning, cooling channel cleaning 12 month : capacitor reform
		Parameter check	●				3 month : inspection of parameter settings
		Filter cleaning	●				3 month : inspection the filter condition and cleaning
		Cable	●				3 month : inspection the cable connection status all terminals
	Auto damper	Leakage and normal function test		●			6 month : function test, inspection the leakage
	Manual damper	Leakage and normal function test		●			6 month : function test, inspection the leakage
Level Switch	LS-001	Normal function test	●				3 month : function test, fork type probe inspection(coat, damage)
		LS-002	Normal function test	●			3 month : function test, fork type probe inspection(coat, damage)
		LS-003	Normal function test	●			3 month : function test, fork type probe inspection(coat, damage)
EHS	Actuator	Oil status					3 month : visual inspection
		Normal function test					3 month : on/of and throttle
		Motor coil resistance check					6 month : mesuring motor coil resistance
		Solenoid valve					3 month : visual inspection

### BWTS - Maintenance Task List By Period (In port)

Item	Category	Sub Category	3 month	6 month	9 month	12 month	Maintenance description
Electric Ballast	Capacitor	2uF				●	measuring and check the Ams on each Capacitor
		3uF				●	measuring and check the Ams on each Capacitor
		5uF				●	measuring and check the Ams on each Capacitor
UV Unit	Inspection of NTC	Inspection of NTC		●			visual inpection(replace if it necessary)
		Inspection of UV I sensor housing		●			visual inpection and cleaning
		Inspection of UV sleeve		●			visual inpection(replace if it necessary)
		Inspection of UV lamp	●				visual inpection(replace if it necessary), test with test kit
Filter Unit	Filter overhauling	Filter overhauling				●	by maintenance manual (disassemble and assemble, cleaning)
		Suction scanner overhauling				●	by maintenance manual (disassemble and assemble, cleaning)
		Filter element over hauling				●	by maintenance manual (disassemble and assemble, cleaning)
EHS	Valve actuator				●	visual inspection, check of motor resistance	
MCS	Cable connection	Cable connection				●	inspection of cable connection and insulation
		Fan				●	inspection of cable connection and insulation, collin fan operation
RCP	Cable connection	Cable connection				●	inspection of cable connection and insulation
		Fan				●	inspection of cable connection and insulation, collin fan operation

# MRO Premium

**MRO Basic** + **Added Maintenance Task**  
 + **Remote Trouble Shooting System**



Pan-Hawk™ with S-Link software that optimizes satellite communication to provide high-quality video communication services with minimal delay between ship and shore environments. This ensures that ships can stably receive various onshore support services from anywhere in the world.

## Main Function of Pan-Hawk™

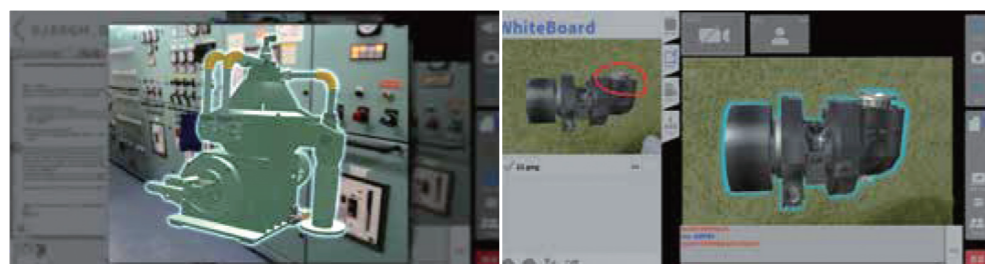
### HD-quality Video streaming

Pan-Hawk™ enables real-time streaming of HD-quality video, providing a clear representation of various issues such as malfunctions, maintenance checks, accidents, and more that may occur with ship equipment. This allows for swift initial diagnosis and response by delivering a precise overview of the ship's situation.



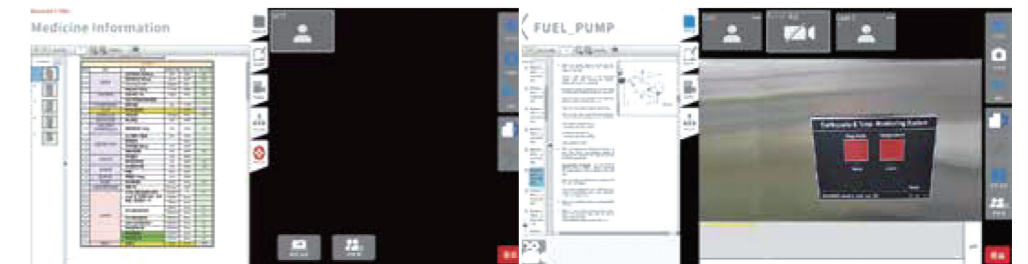
### 3D AR Manual

The AR MANUAL allows for easy and intuitive communication on aspects that are difficult to explain due to differences in expertise or experience between the crew and service engineers. It enables a clear simulation of the disassembly, assembly, and maintenance procedures before actually servicing, inspecting, or repairing the equipment, addressing any challenging aspects arising from differences in specialization or experience.



### Manual & Any type list

Pan-Hawk™ allows for easy access to manuals or lists for ship equipment and onboard items such as medicines and supplies, registered which is from the ship's inventory. During meetings, external parties or stakeholders can easily access the vessel's information anytime, anywhere.



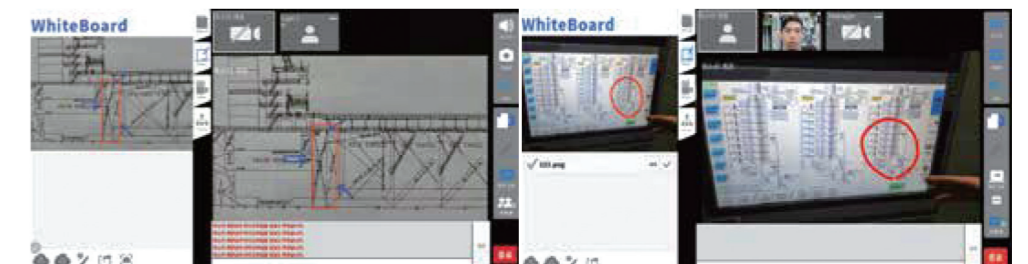
### Up & Download

In the Pan-Hawk™ conference room, the UP&DOWNLOAD function allows participants in the room to share photos and video files with everyone. You can share not only previously stored image and video files but also capture and share the current sharing screen during the meeting.



### Whiteboard & Drawing

While screen sharing, you can share captured video thumbnails and images that have been shared using the UP & DOWNLOAD function with other participants in the conference room. Additionally, if there are various uploaded image files in the list, you can select and check the desired image file. Moreover, you have the option to share the image file again after drawing or writing on it.



### Communication Service for Low Transmission Satellite Speed

The vessel can open a conference room with multiple participants and conduct video communication with minimal communication delay, even in the slow high-altitude satellite communication speed at ocean.

